

B5

3/4" x 3"



B6

3/4" x 3-1/2"



B12

1-3/8" x 3-3/4"




B17

2-1/4" x 3-3/4"




B13

1-3/4" x 1-3/4"




B16

1-3/4" x 3-3/4"



B8

1" x 2-1/4"




B11

1-3/8" x 2-1/2"



B15

2-1/4" x 2-1/4"



HOW TO USE THE TEMPLATE SHEET

- 1) Simply print the sheet out on your printer
- 2) Overlay the template sheet over your existing stamp, or a printed out sample that you have created, to see which size would best fit
- 3) Your stamp cannot go outside the borders of the stamp borders shown, as machines are manufactured to these sizes