


**4921**




$1/2 \times 1/2$

**4922**



$13/16 \times 13/16$

**4923**



$1 \frac{3}{16} \times 1 \frac{3}{16}$


**4928**

$2 \frac{3}{8} \times 1 \frac{5}{16}$




**4910**

$1 \times 3/8$



**4911**

$1 \frac{1}{2} \times 9/16$



**4927**

$2 \frac{3}{8} \times 1 \frac{9}{16}$



**4912**

$1 \frac{7}{8} \times 3/4$



**4913**

$2 \frac{1}{4} \times 7/8$



**4926**

$3 \times 1 \frac{1}{2}$




**4915**

$2 \frac{3}{4} \times 1$




**4924**



$1 \frac{5}{8} \times 1 \frac{5}{8}$

**4916**

$2 \frac{3}{4} \times 3/8$



### **HOW TO USE THE TEMPLATE SHEET**

- 1) Simply print the sheet out on your printer
- 2) Overlay the template sheet over your existing stamp, or a printed out sample that you have created, to see which size would best fit
- 3) Your stamp cannot go outside the borders of the stamp borders shown, as machines are manufactured to these sizes